

## Starting Options

4.3" IPS Colour Touch Display

Touch\_IT AC4-IP65


arcus-eds

## Display Format and System Settings

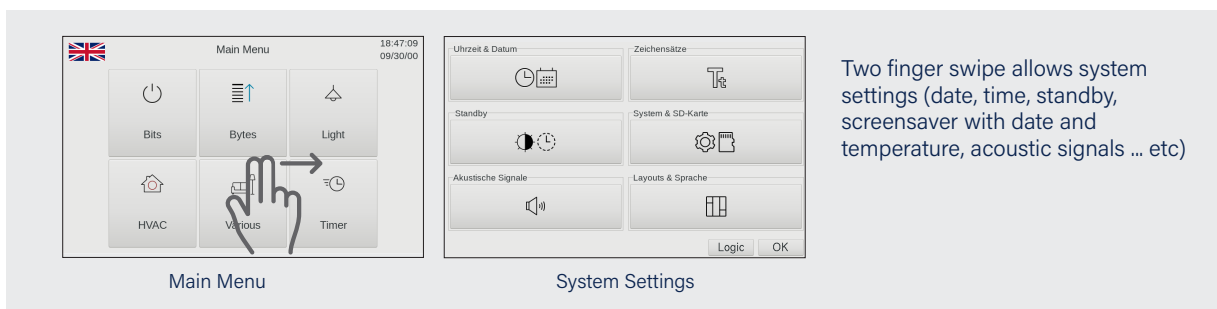

When the device is started up (AUX or USB) the landscape or portrait mode is adapted according to the installation.



Portrait



Landscape





## Page Design in the ETS Software

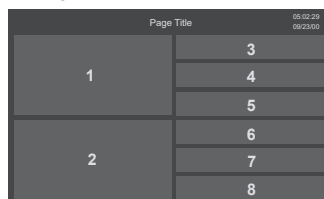
Download ETS Application Touch\_IT V2

Select page design 2x4 or 2+6.

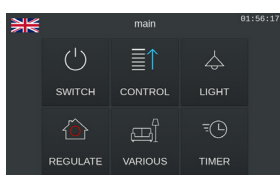
2 x 4



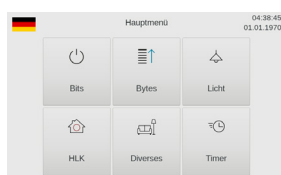
2 + 6



Select a colour scheme of icons. Choose between DARK and BRIGHT icons in the ETS.



bright icons



dark icons

e0 / Subject to change