

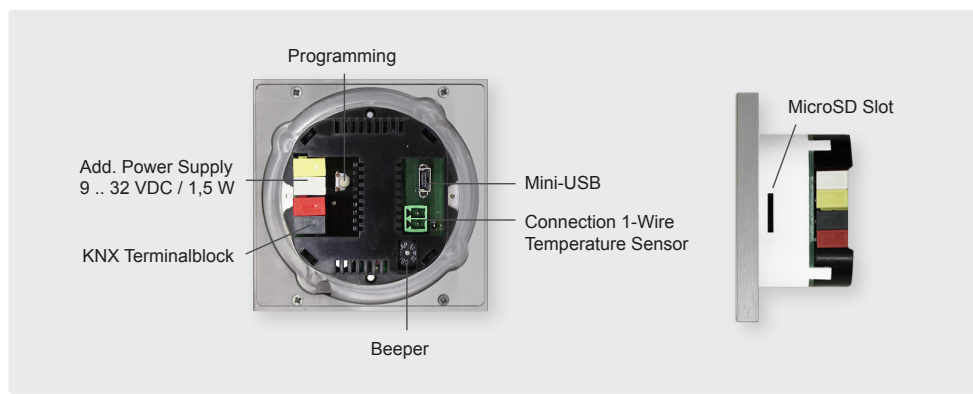
Starting Options

3.5" TFT Colour Touch Display

Touch_IT C3

arcus-eds

Connections

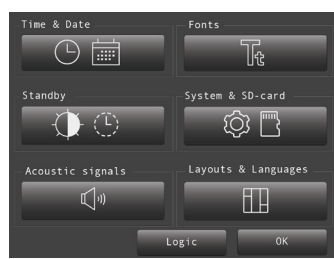


System Settings

To open the system settings press invisible touch point in the center of the upper edge of the display. (date, time, standby, screensaver with date and temperature, acoustic signals ... etc)



Main Menu




System Settings

Page Design in the ETS Software

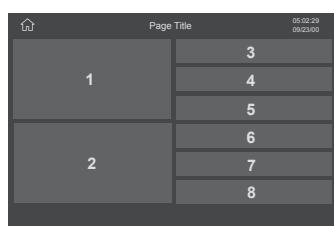
Download ETS Application Touch_IT V2.knx.prod

Select page design 2x4 or 2+6.

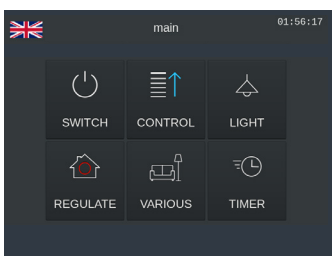
2 x 4



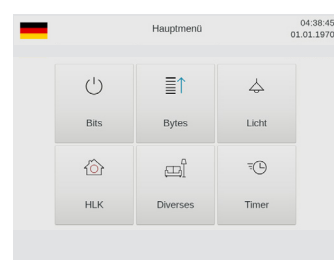
2 + 6



Select a colour scheme of icons. Choose between DARK and BRIGHT icons in the ETS.



Bright Icons



Dark Icons

1332 e1 / Subject to change